



# Week 3 Tracking

SCOUTS BSA YOUTH – MIDDLE SCHOOL & HIGH SCHOOL AGE YOUTH

Use this tracking tool for Scouts BSA youth for Week 3 of Spring BreakOut. While you'll need to work with your troop leadership to fully complete the rank requirements below, you can practice while completing this week's challenge!. This is for your use only and won't be turned in. *Looking for the Exploration MB worksheet? Go to the Trail and click on the Scouts BSA Waypoint!*

CUB SCOUT NAME: \_\_\_\_\_



## WEEK 3 CHALLENGE >>>



ZoomOut with your camera and plan a screen-free day with your family! Play yard games, board games, or go on a bike ride! Document the whole thing with your camera to create a keepsake.



Did you complete this week's challenge?      YES      NO

## CONNECTED ADVANCEMENT >>>

Before getting started on connected advancements below, please note that almost ALL advancements in Scouting are screen-free activities. The connected advancements below are just a few you could earn during this week's challenge. Refer to your Scout Handbook to connect other advancements to your activities.

Scout Rank 	Completed?
Show how to tie a square knot, two half-hitches, & a taut-line hitch. Explain how each knot is used.	
Show the proper care of a rope by learning how to whip & fuse the ends of different kinds of rope.	
Work on the <b>Exploration Merit Badge</b> along <b>The Trail!</b> 	

Tenderfoot Rank 	Completed?
Demonstrate a practical use of the square knot, two half-hitches, and the taut-line hitch.	
Demonstrate proper care, sharpening, and use of the knife, saw, and ax. Describe when each should be used.	
Assemble a personal first-aid kit to carry with you on future campouts and hikes. Tell how each item in the kit would be used.	
Participate in a total of one hour of service in one or more service projects approved by your Scoutmaster. Explain how your service to others relates to the Scout slogan and Scout motto.	
Work on the <b>Exploration Merit Badge</b> along <b>The Trail!</b> 	

 **Exploration Merit Badge – HomeScouting Adventure Club (HAC) Connected Advancement**  
 You can fully complete the Exploration MB at The Trail! Access it by clicking on the Scouts BSA Waypoint  along The Trail. Here you will also find a detailed tracking tool and guided worksheet for this merit badge. Details will be published here about counseling sessions around 4/15/21.